


Swing Prism



Swing Prism rigid borescopes, by GE, can fulfill the function of two or three separate conventional borescopes. The direction-of-view is adjustable from 55° to 115° and scans an object's entire length. A zoom feature magnifies the entire image, unlike conventional zoom features that simply narrow the field-of-view. Additionally, the rotating barrel allows 360° viewing without moving the body of the scope. Swing Prism borescopes are available in 6, 8 and 10 mm diameters.

{tab=Features}

Precision Optics



GE Rigid Borescopes feature precision lenses, prisms and cover-glasses that deliver bright, clear images.

Special attention to maximizing light transmission in the optical path results in increased image brightness.

Superior Illumination Performance



By bringing the illumination fibers close to the viewing window at the distal tip, in a “wrap-around” arrangement

All GE Rigid Borescopes are designed to correctly illuminate the entire field-of-view, right down to their n

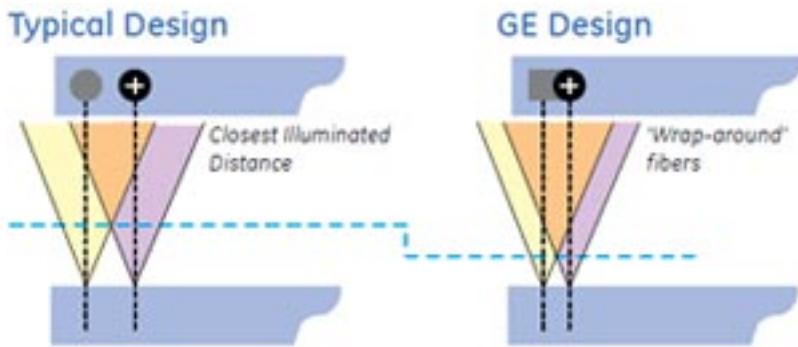
Diameter and Length Options

Standard range Rigid Borescopes are available in diameters 4.0 mm (0.15 in.), 6.0 mm (0.24 in.), 8.0 mm

The standard range is available in working lengths from 100.0 mm (3.94 in.) to 905.0 mm (35.63 in.).

There are five choices of direction-of-view (DOV) and, on some diameters, three different fields-of view

Tip Length



Unique tip design with shortest tip length and wrap around fibers

Tip Length



Swing-prism Rigid Borescopes come with variable direction-of-view, a focusing device, rotatable objective

This multiple viewing capability is further enhanced by the rotatable insertion tube, which provides 340°

This versatility allows the same scope to be used for multiple applications and reduces inspection time by

GE Swing-prism Rigid Borescopes are available in three diameters, 6.0 mm (0.24 in.) 8.0 mm (0.31 in.)

An optional variable magnification zoom eyepiece can be selected on the 8.0 mm (0.31 in.) and 10.0 mm

Key Features & Benefits

- 360-degree rotary scan
- All metal construction
- Triple tube construction for increased durability
- Threaded light post to accept other manufacturers' light guide
- "Wrap-around" light fibers for more efficient use of light
- Standard 32 mm DIN eyepiece for camera adaptability

Rugged Construction



GE Rigid Borescopes are specifically designed to meet the demands of harsh industrial environments, w

Triple-Tube Insertion Shaft

The insertion tube assembly consists of a double-walled stainless steel tube surrounding illumination fib

All-Metal Body

An anodized aluminum body provides a secure and rugged location for the rotatable insertion tube and t

360° Rotary Scan

The insertion tube of the Rigid Borescope can be rotated, allowing the viewing field to be scanned 360°

Viewing Direction Indicator

When inspecting inside a closed cavity or inspection area, the tip of the Rigid Borescope might not be vi

Fiber and Bearing Life-Tested and Proven

During development testing, Rigid Borescopes were subjected to 20,000 operating cycles, stop to stop. E

Adaptable Light Guide Fitting

All Rigid Borescopes have detachable click-on/click-off pistol grips that make them easy to handle, and p

Zoom Eyepiece Option



All Rigid Borescopes can be specified with a variable magnification zoom eyepiece, which gives a step

When used on an instrument with a narrow field-of-view of 35°, the zoom gives similar magnification, at a

The super-large exit lens of the zoom ocular delivers images that are big, bright and very easy to view.


{tab=Applications}

- **Aerospace** - Commercial, Military, OEM, MRO and Business Aviation
- **Power Generation** - Nuclear, Fossil, Combustion Turbine, Combined-cycle, Hydro and Wind
- **Other** - Manufacturing, Shipping


Turbine Inspection



Impeller




Oil-way Clear and Free of Debris and Burrs



Airframe Inspection



Valve



Turbine Inspection

