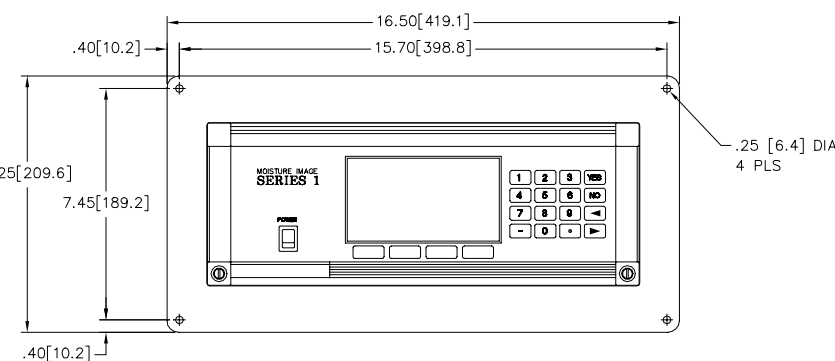
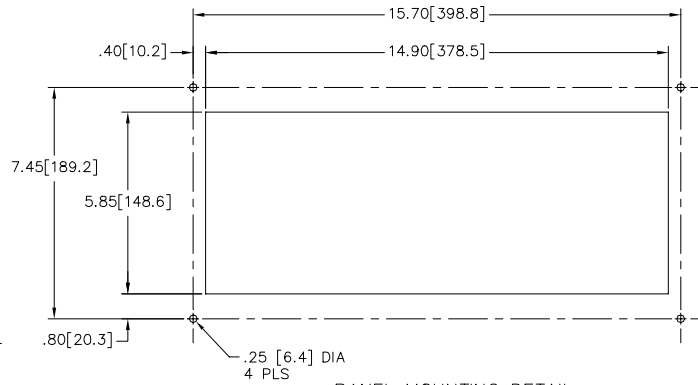
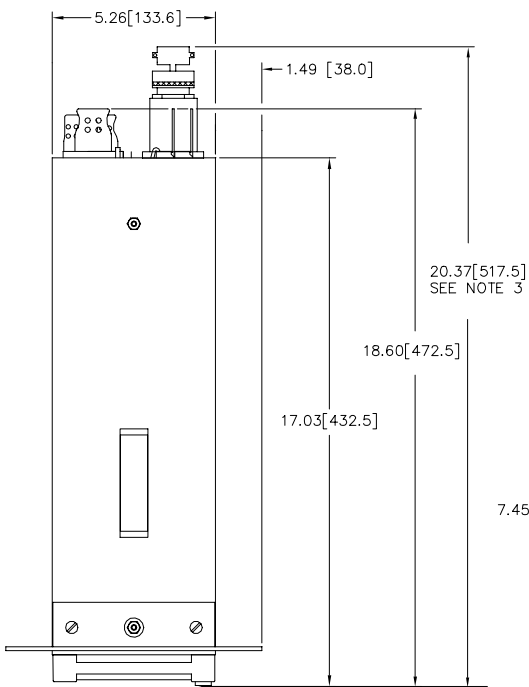
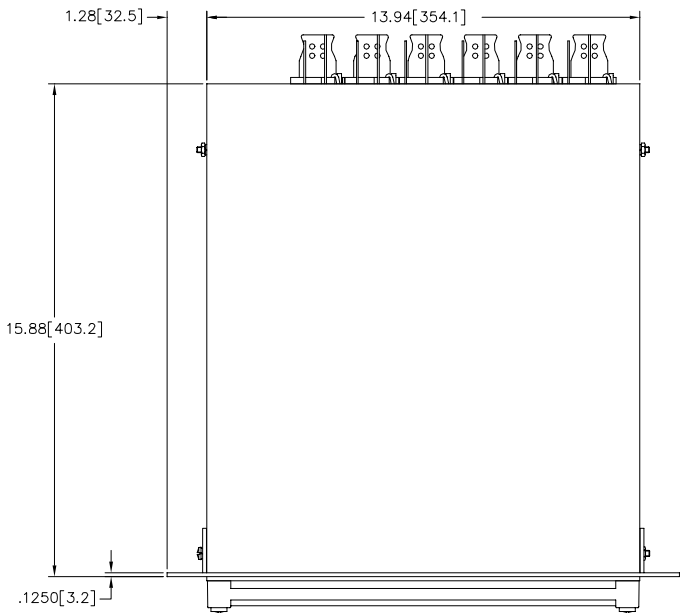
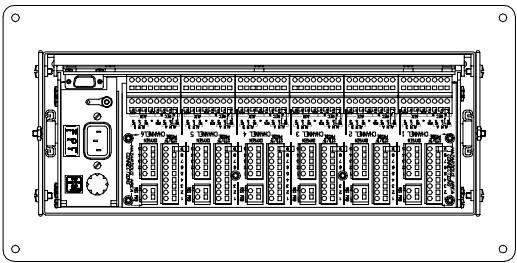


16 15 14 13 12 11 10 9 8 7 6 5 4 3 2 1

REVISIONS					
REV	ECO	DESCRIPTIONS	DWN	CKD	APVD
A	no	ORIG & RELEASED TO ECO CTL	MAS 11/26/96	RFO 11/17/96	T 11/17/96
B	02516	UPDATED PER ECO	DHB 4-29-97	RFB 3/27/97	F 4/7/97
C	03811	UPDATED PER ECO	HBP 1/22/01		



- NOTES:
1. DIMENSIONS: INCHES [MM]
 2. WEIGHT: 20.1 LB [9.1 KG]
 3. OVERALL LENGTH WITH CSA DIV 2 CONNECTOR

UNLESS OTHERWISE SPECIFIED DIMENSIONS ARE IN INCHES TOLERANCES ARE		PANAMETRICS WALTHAM, MASS. 02154-3497	
FRACTIONS	DECIMALS	ANGLES	TITLE
1/16	.001	1/16	OUTLINE AND INSTALLATION MOISTURE IMAGE SERIES 1 PANEL MOUNT
SURFACE FINISH		SIZE	DRAWING NUMBER
NONE		D	712-234
CHEKED	DATE	REV	C
C 03811	11/14/96		
B 02516			
A			
REV	ECO	MODEL NO.	MIS-1
SCALE FULL		DO NOT SCALE DWG	SHEET 1 OF 1

16 15 14 13 12 11 10 9 8 7 6 5 4 3 2 1